



### District Report Card: 2017


<b>State:</b> Punjab	<b>District:</b> Barnala
<b>Class:</b> 3	<b>Subject:</b> Mathematics
<b>Schools:</b> 61	<b>Students:</b> 1113


### Participation/Coverage


#### Students

<div>GENDER</div> <div></div>	Boys				Girls			
	Number		%		Number		%	
	565		50.76		548		49.24	

<div>AREA</div> <div></div>	Rural				Urban			
	Number		%		Number		%	
	833		74.84		280		25.16	

<div>CATEGORY</div> <div></div>	SC		ST		OBC		GEN	
	Number	%	Number	%	Number	%	Number	%
	821	73.76	0	0.00	178	15.99	114	10.24

<div>CWSN</div> <div></div>	LD	VI	HI	S&LD	ID	Oth
	1	2	0	1	0	12

<div>Management</div> <div></div>	Government			Government-aided		
	Number		%	Number		%
	1097		98.56	16		1.44

### Average Performance of Students in Mathematics (%)

Overall	Gender		Area		Management		Social Group			
	Male	Female	Rural	Urban	Govt.	Aided	SC	ST	OBC	GEN
45.64	44.21	47.10	44.26	49.74	46.08	15.00	45.86	0.00	46.74	42.28

## Performance on Learning Outcomes (LOs)

Learning Outcomes	Description	Average Performance(%)
M301	Reads and writes numbers up to 999 using place value	45.30
M302	Compares numbers up to 999 based on their place values	59.93
M303	Solves simple daily life problems using addition and subtraction of three digit numbers with and without regrouping	40.52
M304	Constructs and uses the multiplication facts (up till 10) in daily life situations	46.45
M305	Analyses and applies an appropriate number operation in the situation/ context	41.87
M306	Explains the meaning of division facts by equal grouping/sharing and finds it by repeated subtraction	46.90
M309	Identifies and makes 2D-shapes by paper folding, paper cutting on the dot grid, using straight lines etc.	62.22
M311	Fills a given region leaving no gaps using a tile of a given shape	14.65
M312	Estimates and measures length and distance using standard units like centimeters or meters & identifies relationships	17.50
M317	Reads the time correctly to the hour using a clock/watch	56.78
M318	Extends patterns in simple shapes and numbers	34.80
M319	Records data using tally marks, represents pictorially and draws conclusions	60.56

Range of Performance of Students who Answered Correctly							
Below 30%		30% - 50%		50% - 75%		Above 75%	
Number	%	Number	%	Number	%	Number	%
310	27.85	323	29.02	321	28.84	159	14.29

## Lowest Performing Learning Outcomes (LOs)

- 1 - Fills a given region leaving no gaps using a tile of a given shape (14.65)
- 2 - Estimates and measures length and distance using standard units like centimeters or meters & identifies relationships (17.50)
- 3 - Extends patterns in simple shapes and numbers (34.80)
- 4 - Solves simple daily life problems using addition and subtraction of three digit numbers with and without regrouping (40.52)
- 5 - Analyses and applies an appropriate number operation in the situation/ context (41.87)